

# **Request for Proposal**

## Auditorium Renovation Project

---

### **Submittal Location**

#### **Sparta Area School District**

900 E. Montgomery Street  
Sparta, WI 54656

Please direct inquiries to:

Leah Hauser  
Director of Business Services  
900 E. Montgomery Street  
Sparta, WI 54656  
[lhauser@spartan.org](mailto:lhauser@spartan.org)

**Due Date:** July 24<sup>st</sup> 2023 at 10:00AM

**Request for Proposal**  
**Auditorium Renovation Project**  
**Table of Contents**

Welcome Letter	3
Section 1 – General Information	4
Section 2 – Terms and Conditions	12
Section 3 – Preliminary Design BOM	14
Section 4 – Qualifications and Proposal	15
Section 5 – Evaluation of Proposals	16

**EXHIBIT A**

Lighting Drawings and Specs

**EXHIBIT B**

Rigging Drawings and Specs

**EXHIBIT C**

Audio/Video Drawings and Specs

# Request for Proposal

## Auditorium Renovation Project

July 10<sup>th</sup> 2023

Dear Proposer,

The Sparta Area School District ("District") is requesting proposals for Auditorium Renovation Project.

This Request for Proposal is intended to solicit offers for the Lighting, Curtains, and Audio/Video portions described and depicted in the attached Exhibit A-C

Companies are welcome to bid on multiple spec sections as singular complete package pricing. However, the District may request breakout pricing after bid.

If interested, we ask that you submit a proposal for our review. The requirements of the proposal are included in this document. **To confirm your interest, a representative from your company must attend the Proposer Conference and Tour of the Auditorium within the bid time-frame. There will be a walkthrough with key players of the district on July 13<sup>th</sup> at 10:00am.**

**While this walkthrough time is not mandatory, a walkthrough by a representative from your company is required prior to bid submission.**

To arrange a different time for a walkthrough please contact me directly and we will try to be flexible to your schedule.

Sincerely,

Leah Hauser  
Director of Business Services  
lhauser@spartan.org

# Request for Proposal

## Auditorium Renovation Project

### Section 1 – General Information

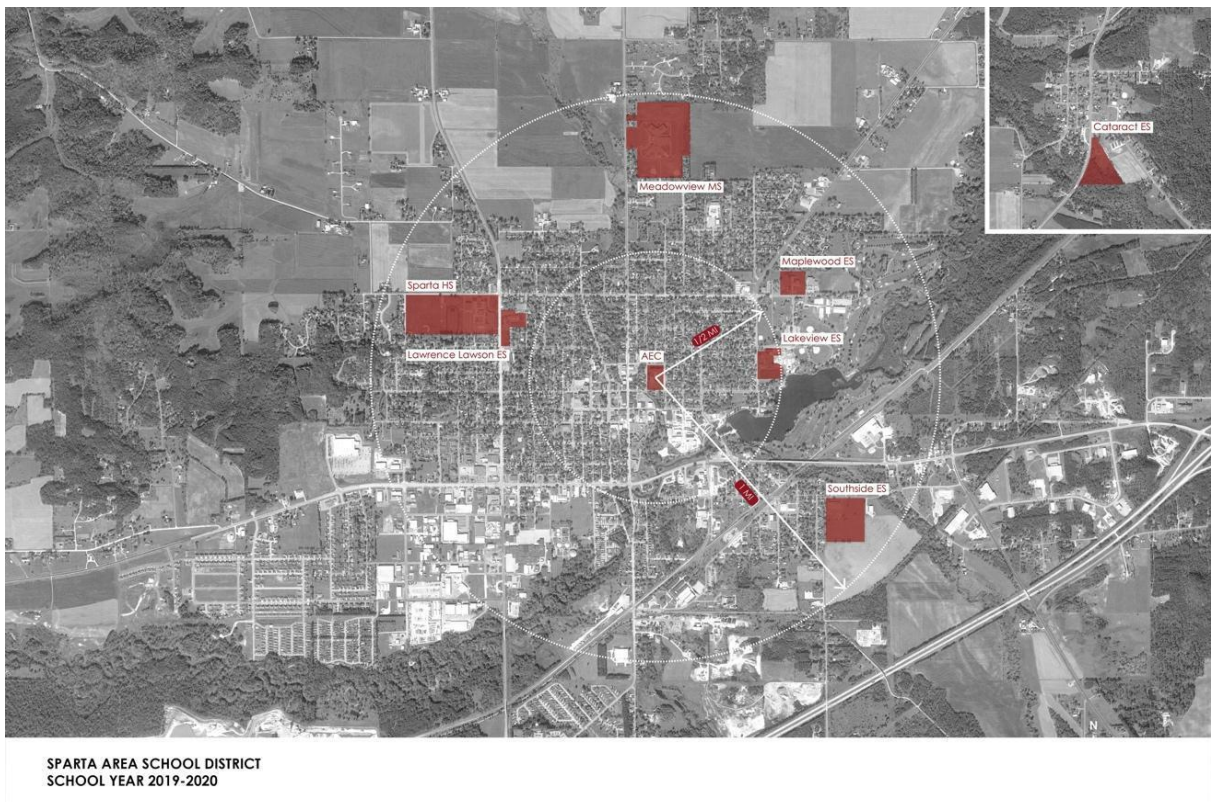
#### 1.1 Overview of the District

The Sparta Area School District (“District”) is located in Monroe County, nestled in the beautiful rolling hills of western Wisconsin. The District serves the Townships of Melrose, Adrian, Angelo, Greenfield, La Fayette, Leon, Little Falls, New Lyme, Portland, Ridgeville, Sparta, Wells, and the City of Sparta.

According to the United States Census Bureau, the City of Sparta has a total area of 6.60 square miles, of which 6.54 square miles is land and 0.06 square miles is water. The entire District covers approximately 288 square miles. As of the census of 2010, there were 9,522 people (9.2% growth from 2000), and our District population only continues to grow.

The District is served by several major highways, including Interstate 90, Wisconsin State Highway 16, Wisconsin State Highway 21, Wisconsin State Highway 27, and Wisconsin State Highway 71.

The District is also home to Fort McCoy, the only U.S. Army installation in Wisconsin. Fort McCoy is 60,000 acres and is located approximately 6 miles east of the City of Sparta.



### Section 1 – General Information – continued

# **Request for Proposal**

## **Auditorium Renovation Project**

### **1.2 Overview of Auditorium**

#### **1.3 General**

The purpose of this project is to provide the latest lighting and audio video upgrades to the auditorium ahead of a possible longer term renovation project. These upgrades were designed to better suite the school districts needs and to advance us into the 21<sup>st</sup> century. Proposals for this project should be made in such a way as supporting this vision. The Audio/Video and Lighting systems should work on the same network for ease of use and not having conflicting networks in the same space.

While a formal bid is required prospective bidders should view this as closer to a design/build project where the bill of materials may shift as lead-times are able to be locked in as same with materials. The district will need to be informed of any changes but after the bid date the contractor is welcome to make changes if the price doesn't shift.

Contractors should be prepared to coordinate all work with the school's contracted electrical contractor.

#### **1.4 Lighting Scope**

The current lighting system was installed in the 1990s and needs to be updated to LED. The main processor in the dimmer rack needs to be upgraded to better support LEDs and to bring it up to the 21<sup>st</sup> century. To support the LED stage lighting, a new control infrastructure needs to be put in. This along with a new architectural control system should support the project better in the long term and allow for a more user-friendly approach to auditorium in general.

Electrical Contractor will take care of all network wire runs.

Refer to Exhibit A Documents for more information.

#### **1.5 Curtain Scope**

The rigging system itself is in pretty good condition, some minor hardware and curtain track issues exist but nothing major. The major scope on the rigging side is to replace all the curtains with new IFR curtains to ensure long term flame retardancy and to add some fresh color and fabric to the space.

Refer to Exhibit B Documents for more information.

#### **1.6 Audio/Video Scope**

The auditorium currently does not have an audio/video system. The main scope is to install one that is for the 21<sup>st</sup> century can support the wide range of activities that the auditorium hosts each year. The focus is to get core infrastructure in place that can be supplemented in the future if needed. Plans for new speakers, wireless microphones and projectors should all be integrated together in a single user friendly system.

Contactor should be prepared to work with electrical contractor on conduit runs and box layouts.

Electrical Contractor will take care of all network wire runs.

Refer to Exhibit C Documents for more information.

# Request for Proposal

## Auditorium Renovation Project

### Section 1 – General Information – continued

#### 1.7 RFP Timeline

The following is a list of the important dates for activities related to the RFP process. The District reserves the right to change these dates and will post any changes to the timeline on its website [www.spartan.org](http://www.spartan.org) under District Tab “Requests for Proposals.”

ACTIVITY	DATE
RFP Released	7/10/23
Proposer Conference / Tour	7/13/23 10:00AM
Proposals Due from Proposers	7/24/23 10:00AM
Proposals Opened	7/24/23 10:00AM
Evaluation of Proposals	7/24/23-7/27/23
Proposers Notified if Chosen for Interview	7/24/23-7/27/23
Proposer Interviews and Evaluations	7/26/23
Board of Education Proposal Selection	7/27/23

Please note that these are the scheduled dates as of the release of this RFP. While the dates and times are not expected to change, they may. It is the proposer’s responsibility to be aware of meeting times and dates. All Board of Education meetings are posted on the District’s website under District > Board of Education > Board of Education Meeting Agendas.

#### 1.8 Proposer’s Conference and Tour

The Mandatory Proposer’s Conference and Tour will take place on July 13<sup>th</sup> 2023, 10:00AM at the High School. The District will provide oral clarifications, explanations, or responses to inquiries. The District is not bound by any oral representation. If any new and/or substantive information is provided in response to questions raised at the Proposer Conference or at any other meeting, it will be emailed to all interested proposers.

If this time does not work for your organization or if you have addition questions please contact Leah Hauser, Director of Business Services, Sparta Area School District, by emailing [lhauser@spartan.org](mailto:lhauser@spartan.org).

# **Request for Proposal**

## **Auditorium Renovation Project**

### **Section 1 – General Information – continued**

#### **1.9 Submission of Proposals**

All proposals under this RFP shall be submitted and marked as Auditorium Renovation Project. Proposals must be submitted in electronic form. Proposals are due no later than July 24<sup>st</sup> and 10:00AM to:

Sparta Area School District  
Attn: Leah Hauser  
900 E. Montgomery Street  
Sparta, WI 54656  
lhauser@spartan.org

#### **1.10 Opening of Proposals**

The revised proposals will be opened/reviewed on July 24<sup>st</sup> and 10:00AM in the following location:

Sparta Area School District  
Maplewood Building  
900 E. Montgomery Street  
Sparta, WI 54656

At that time, the names of proposers who properly submitted proposals will be announced. Announcement of the names of the proposers who submitted proposals is not a guarantee that the proposals otherwise comply with the specifications of this RFP.

#### **1.11 Ownership of Proposals**

All proposals submitted on time become the property of the District upon submission, and the proposals will not be returned to the proposers. By submitting a proposal, the Responder agrees that the District may copy the proposal for purposes of facilitating the evaluation and a copy of the proposal may be subject to release based upon a public records request.

#### **1.12 Other Information**

Proposers may submit any other information that is not described in this RFP that would be beneficial to the District. If in the proposer's opinion the District has overlooked anything material or relevant, such item(s) may be brought to the District's attention and be included in the proposal.

**Request for Proposal**  
Auditorium Renovation Project  
**Section 1 – General Information** – continued

**1.13 Public Records Law**

All proposals are subject to the Wisconsin Public Records Law.

**1.14 Incurred Costs**

The District is not responsible for any costs incurred by the proposer in the preparation of the proposal or for any other cost to the proposer associated with responding to the RFP.



# **Request for Proposal**

## **Auditorium Renovation Project**

### **Section 2 – Terms and Conditions**

- 2.1.** The District reserves the right to accept or reject any or all proposals or portions thereof without stated cause. The Sparta Area School District reserves the right to reject any or all proposals, to waive formalities, to waive technical defects, to negotiate separately in any manner necessary, and to accept the proposal which appears to be in the best interest of the district. All proposals must arrive by the due date in order to be considered.
- 2.2.** The District reserves the right to re-issue any requests for proposals.
- 2.3.** Upon the selection of a finalist proposer, the District, by its proper officials, employees, or agents, shall attempt to negotiate and reach a final agreement with the proposer. If the District, for any reason, is unable to reach a final agreement with the proposer; the District reserves the right to reject such proposer and negotiate a final agreement with the proposer who has the next most viable proposal. The District may also elect to reject all proposals and re-issue a request for proposals.
- 2.4.** Clarification of proposals: The District reserves the right to obtain clarification of any point in a proposer’s proposal or obtain additional information.
- 2.5.** The District is not bound to accept the proposal with the highest purchase price. The District has established multiple evaluation criteria to evaluate the proposals received (see Section 5.1).
- 2.6.** The District reserves the right to waive any formalities, defects, or irregularities in any proposal, response, and/or submittal where the acceptance, rejection, or waiving of such is in the best interest of the District.
- 2.7.** The District reserves the right to disqualify any proposal, before or after opening, upon evidence of collusion, intent to defraud, or any other illegal practice on the part of the proposer.
- 2.8.** The proposer agrees to the fullest extent permitted by law, to indemnify, defend and hold harmless, the District, and its agents, officers and employees, from and against all loss or expense including costs and attorney fees by reason of liability for damages including suits at law or in equity, caused by any wrongful, intentional, or negligent act or omission of the proposer, or its (their) agents and/or subcontractors which may arise out of or connected with activities covered by this project.
- 2.9.** The selected proposer shall not subcontract or assign any interest in the project and shall not transfer any interest in the same without prior written consent of the District.

# Request for Proposal

## Auditorium Renovation Project

### Section 2 – Terms and Conditions – continued

- 2.10.** No reports, information, or data given to or prepared by the firm under contract shall be made available to any individual or organization by the firm without the prior written approval of the District.
- 2.11.** Should the selected proposer merge or be purchased by another individual or firm, project continuation would be at the District's option.
- 2.12.** The attached proposal is signed by the bidder with full knowledge of an agreement with the general specifications, conditions and requirements of this Bid. Bids received later than the date and time specified shall not be considered. Amendments to or withdrawals of Bids received later than the date and time set for Bid opening shall not be considered.
- 2.13.** The Sparta Area School District may make such investigations as deemed necessary to determine the ability of the bidder to fulfill the purchase requirements requested in this RFP. The bidder shall furnish the Sparta Area School District with all such information and data as may be required for this purpose.
- 2.14.** Specifications cannot be modified by anyone other than the assigned agent for the Sparta Area School District represented by the Superintendent of Schools.
- 2.15.** Non-Collusion: The bidder shall certify that its officers, partners, owners, providers, representatives, employees and parties in interest, including the affiant, has not in any way colluded, conspired, connived or agreed, directly or indirectly, with any other bidder, potential bidder, firm or person in connection with this solicitation, to submit a collusive or sham bid, to refrain from bidding, to manipulate or ascertain the price(s) of other bidders or potential bidders, or to secure through any unlawful act an advantage over other bidders or the District. The prices submitted herein have been arrived at in an entirely independent and lawful manner by the bidder without consultation with other bidders or potential bidders or foreknowledge of the prices to be submitted in response to this solicitation by other bidders or potential bidders on the part of the bidder, its officers, partners, owners, providers, representatives, employees or parties in interest including the undersigned bidder.
- 2.16.** Conflict of Interest: The bidder, and each person signing on behalf of the bidder, certifies, and in the case of a sole proprietorship, partnership or corporation, each party thereto certifies as to its own organization, under penalty of perjury, that to the best of their knowledge and belief, no member of the Sparta Area School District, has a direct or indirect financial interest in the award of this bid, or in the services to which the Bid, or in the services to which this Bid relates, or in any of the profits, real or potential thereof.

# Request for Proposal

## Auditorium Renovation Project

### Section 3 – Preliminary BOM

#### Lighting BOM

This BOM is for reference only and should not be considered exact.

See Exhibit A information to create a more precise BOM.

Quantity	Part Number	Description
Architectural Control		
2	2100A2008	Rack Mount 24-Port Cat5e Patch Panel
2	SGN1256-M	Rack Mount 24-Port POE 10/100 Switch
2	4268A1202	ETC Response Portable Gateway, 4-Terminal
2	35	Space Wall Rack, 26" Deep with Plexi Door
2	4268A1202	RM 2200VA/1650W UPS
10	7083A1185	ETC R20 Sensor/Unison Dual 2.4kW Relay module
1	7183A1705	DRd6 100-120V Enclosure
6	7083A1185	Dual 20A Relay module
1	7180A1029	Paradigm Architectural Control Processor
1	7182A1701	Paradigm Station Power Module
1	7180A1007	Paradigm DRd Termination Kit
1	7184A1532	P-TS7 PARADIGM 7" ETHERNET PORTABLE
1	7184A1521	P-TS7 PARADIGM 7" TOUCHSCREEN RACK MNT KIT
1	7184A1501-4	P-TS7 PARADIGM 7" WM TOUCHSCREEN-BLACK
8	7181A2203-5	UH10005-51 - White 1-gang faceplate assembly
8	7181B2006	UH10005 - 1-gang, 5-button electronics assembly
4	7181A2205-5	UH10010-51 - White 1-gang faceplate assembly
4	7181B2008	UH10010 - 1-gang, 10-button electronics assembly
1		CEM Upgrade
2		21" - 23" Touch Monitor
Fixtures and Accessories		
6	7423A1011	ETC Colorsource Spot V 19-Degree RGBL Mix LED Profile Spot with:
6	7423A1011	ETC Colorsource Spot V 26-Degree RGBL Mix LED Profile Spot with:
2	7423A1011	ETC Colorsource Spot V 36-Degree RGBL Mix LED Profile Spot with:
29	7416A1001	ETC ColorSource Spot Jr 25/50 Zoom with: Black 30-Inch Safety Cable
20	7412A1005	ETC ColorSource Par with: D40 WFL Lens, Black 30-Inch Safety Cable
5	7415A1000	ETC Colorsource Cyc with: Black 30-Inch Safety Cable
50		10' DMX Cable
50		10' PowerCON Extension Cable

# Request for Proposal

## Auditorium Renovation Project

### Section 3 – Preliminary BOM Continued

#### Curtains BOM

This BOM is for reference only and should not be considered exact.

See Exhibit B information to create a more precise BOM.

Quantity	Description
1	Valance Curtain Panel Sized at 3 Feet High x 40 Feet Wide Manufactured From 24oz IFR Charisma Velour sewn with 50% fullness
2	Main Curtain Panels Sized at 13 Feet High x 22 Feet Wide Manufactured From 24oz IFR Charisma Velour sewn with 50% fullness
2	Leg 1 Curtain Panels Sized at 13 Feet High x 6 Feet Wide Manufactured From 20oz IFR Crescent Velour sewn with 50% fullness
1	Border 2 Curtain Panel Sized at 3 Feet High x 40 Feet Wide Manufactured From 20oz IFR Crescent Velour sewn with 50% fullness
2	Leg 2 Curtain Panels Sized at 13 Feet High x 6 Feet Wide Manufactured From 20oz IFR Crescent Velour sewn with 50% fullness
1	Border 3 Curtain Panel Sized at 3 Feet High x 40 Feet Wide Manufactured From 20oz IFR Crescent Velour sewn with 50% fullness
2	Mid Draw Curtain Panels Sized at 12 Feet High x 22 Feet Wide Manufactured From 20oz IFR Crescent Velour sewn with 50% fullness
2	Legs 3 Curtain Panels Sized at 13 Feet High x 6 Feet Wide Manufactured From 20oz IFR Crescent Velour sewn with 50% fullness
1	Border 4 Curtain Panel Sized at 2 Feet High x 40 Feet Wide Manufactured From 20oz IFR Crescent Velour sewn with 50% fullness
2	Leg 4 Curtain Panels Sized at 13 Feet High x 6 Feet Wide Manufactured From 20oz IFR Crescent Velour sewn with 50% fullness
2	Rear Draw Curtain Panels Sized at 12 Feet High x 22 Feet Wide Manufactured From 20oz IFR Crescent Velour sewn with 50% fullness
1	Cyclorama Sized 13 Feet High x 40 Feet Wide Manufactured From Trevira Polyester Muslin IFR White
3	40 Foot 1 1/2" Batten – Borders
8	6 Foot 1 1/2" Batten – Legs
4	10 Foot 1 1/2" Batten – Electrics
1	Lot of 400 Series Curtain Track Equipment
1	Lot of Miscellaneous Hardware

# Request for Proposal

## Auditorium Renovation Project

### Audio/Video BOM

This BOM is for reference only and should not be considered exact.

See Exhibit C information to create a more precise BOM.

Quantity	Part Number	Description
4	XTI6002	Crown XTi6002 2-Channel, 2100W at 4 Ohm Power Amplifier
16	QLXD14/83	Shure QLXD14/83 Digital Wireless System with WL183 Lavalier Mic
2	WL212-SW	QSC WL212-sw-BK 2x12" Compact Line Array Subwoofer, Black
6	WL3082	QSC WL3082 2x8" Compact Line Array, Black
4	QLXD24/B58	Shure QLXD24/B58 Single-Channel Wireless System with Beta 58A
3	D3-LK	D3-LK Middle Atlantic D3LK 3RU Rack Drawer with Lock
3	FI-3	FI-3 Middle Atlantic FI-3 Customizable Foam Insert for 3-Space Drawer
5	UA864US	Shure UA864 Wall-Mounted Wideband Antenna
6	PL-PLUS-DMC	PL-PLUS-DMC Furman PL-PLUS DMC 15A Power Conditioner
1	SQ-7	Allen & Heath SQ-7 Digital Mixer 48-Channel Digital Mixer with 33 Faders
2	DT168	Allen & Heath DT168 16x8 Dante Audio Expander
1	AH10885	AH10885 Allen & Heath AH10885 164' CAT6 Cable Drum
25	NC3FRX-B	NC3FRX-B Neutrik NC3FRX-B 3-pin RX Series Right Angle
25	NC3MRX-B	NC3MRX-B Neutrik NC3MRX-B 3-pin Right Angle XLRM Connector, Black
25	NC3FXX-B	NC3FXX-B Neutrik NC3FXX-B 3-pin XLRF Connector, Black
25	NC3MXX-B	NC3MXX-B Neutrik NC3MXX-B 3-pin XLRM Connector, Black
1	APMM9C3LLA	Apple 10.9" iPad Air with M1 Chip (5th Gen, 64GB, Wi-Fi Only, Space Gray)
1	OTDC4GIPAB	OtterBox Defender Series Case for iPad Air 4th & 5th Gen (Black)
6	MX202B/C	Shure MX202B/C Overhead Cardioid Microphone, Black

### Video and ClearCom

Quantity	Part Number	Description
1		Projector
1	MS-702	Encore Main Station: 2Ch, Power supply 1 .2 Amp, 1RU
9	CC-300-X4	Headset: Single Ear, Medium weight, XLR (F) 4pin
8	RS-701	Encore Beltpack: 1Ch
1	CZ-BS410	DX410 System - BS410 Base Station: 2Ch, 2.4GHz
4	CZ11450	CC-15-MD4 headset
2	CZ11454	HS4-3 earpiece and lapel mic
4	BP410	DX410 System - BP410 Beltpack: 2Ch, 2.4GHz
8	CZ-BAT50	DX System - BAT50 Rechargeable Battery
1	CZ-AC50-US	DX System - AC50 Battery Charger: US
8	DMX-3P-10	3 Pin XLR 10'
2	DMX-3P-3	3 Pin XLR 3'
1	SC450RM1U	American Power Conversion (8-10 businesss days)
1	2-6M	6SP slanted studio rack
1	LT-GN-PNL	1RU Rackmount pannel with 2 gooseneck LED lights

Note: Equipment Racks and Network Switches provided by Lighting Contractor

**Request for Proposal**  
Auditorium Renovation Project  
**Section 4 – Qualifications and Proposal**

**4.1 Information to be clearly included in the Proposal**

- A. Letter of introduction and organizational background including things such as name of contact person and contact information, office location(s), ownership and affiliation of proposer, organizational structure and hierarchy, responsibilities and relevant qualifications of key personnel regarding this project, etc.).
- B. Project proposal details including timeline for project completion.
- C. Proposer’s history with projects similar to what is being proposed.
- D. References including agency name, contact name, title, address, and phone number of at least two similar projects completed within the last five years.

# **Request for Proposal**

## **Auditorium Renovation Project**

### **Section 5 – Evaluation of Proposals**

#### **5.1 Evaluation Criteria**

The District will evaluate the proposals based upon items listed below. The completeness of the proposal (all items in Section 4.1. A-I included). Evaluation criteria shall be weighted in the following order:

1. Proposer's successful history on similar projects.
2. Objectives, vision, and detailed project components.
3. Price.

#### **5.2 Initial Evaluation**

The proposer(s) with the response(s) deemed most qualified may be requested to meet with the RFP Committee for an interview. Proposers will be notified by July 25<sup>th</sup> if they are chosen to advance to the interview stage.

#### **5.3 Proposer Interview**

Proposer(s) participating in the interview process shall explain and support their written proposal through a presentation, and question/answer forum. The person(s) who will be the proposer's key liaison / contact for the District shall be present at the interview.

# Request for Proposal

## Auditorium Renovation Project

### Exhibit C

Section 27 40 00 – Theatrical Audio-Video Systems

#### PART 1 GENERAL

##### 1.1 WORK INCLUDED

- A. The Contractor, as part of the work of this section, shall provide, install and test a complete audio-video control system as specified herein for areas indicated on the drawings and circuit schedules.
- B. The Contractor shall furnish, wire, connectors, hardware and other incidental items necessary for the complete and proper operation of the audio-video control system.
  - 1. Contractor is responsible for coordinating with District Electrician on all conduit runs.
- C. The Contractor shall coordinate all work described in this section with all other applicable plans and specifications, including but not limited to:
  - 1. General Conditions
  - 2. Electrical Section General Provisions
  - 3. Conduit
  - 4. Wire and Cable
  - 5. Stage rigging
  - 6. Stage Lighting
- D. Shop Drawing Submittals:
  - 1. Within sixty (60) days of contract award, the Contractor shall submit one (1) copy in PDF format of all shop drawings in PDF format to the respective parties for approval prior to fabrication:
    - a. Complete, fully dimensioned shop drawings of all major components.
    - b. Plans, sections and schematics indicating assembly and installation of components.
    - c. Load ratings of the major components within the system.
    - d. Any additional structural support supplied and installed by this contractor.
    - e. Specific listing of any and all variations from the Drawings and Specifications.
    - f. Power requirements for any electrical components.

##### 1.2 SYSTEM DESCRIPTION

- A. The system shall be designed for the control of architectural and theatrical audio-video.
- B. System shall work in conjunction with specified low-voltage control stations.

##### 1.3 SUBMITTALS

- A. Contractor shall provide 1 set of full system submittals in PDF format. Submittals shall include:
  - 1. Equipment list
  - 2. Equipment rack(s) elevation layout
  - 3. Conduit riser and box schedule with floor plan
  - 4. Block diagram(s) including wire types and labels Contractor shall provide any additional information, including equipment demonstration, as required by the engineer or specifier to verify compliance with specifications.

##### 1.4 QUALITY ASSURANCE



# Request for Proposal

## Auditorium Renovation Project

### Exhibit C

- A. System Integrators
1. All equipment and installation shall be the responsibility of a single system integrator, or subcontractor, who shall own and operate his own full time shop for the assembly and installation of stage equipment.
  2. Bid submissions must identify any such subcontractors.
  3. The contractor, or subcontractor, shall have at least 10 years experience in the installation of similar stage equipment and systems. If requested, the contractor or subcontractor shall submit a representative list of installations during the above period.
  4. Subject to the above requirements, work performed under this section may be by one of the following listed integrators.
    - a. Arrow Audio, Appleton WI
    - b. Clear Wing Productions., Milwaukee, WI
    - c. Peak Systems Group, Reedsburg.
  5. Contractors meeting the above requirements will be considered with prior approval. Forward request to respective parties at least ten working days prior to bid date.
  6. The approved System Integrator will hereby be referred to as the Stage Audio-Video Contractor.
- B. Manufacturers
1. See Individual Categories in Products for Acceptable Manufacturers
  2. Basis-of-Design Product: The design for each audio-video is based on the product named.
  3. Alternatives
    - a. Subject to compliance with requirements, provide either the named product or a comparable product by one of the other manufacturers specified.
    - b. Alternative manufacturers must submit a full pre-approval package ten days prior to bid date.
  4. The manufacturer shall be one who has been continuously engaged in the manufacturer of audio-video control equipment for a minimum of ten years. All dimmer and cabinet fabrication must take place in a U.S. manufacturing plant.
  5. Proposed equipment shall be UL and C-UL listed, and/or CE marked (where applicable) and bear the appropriate labels

#### PART 2 Products

##### 2.1 AUDIO-VISUAL SYSTEMS

- A. General:
1. Acceptable Manufacturers for this specification
    - a. QSC
    - b. Crestron
    - c. Crown
    - d. Shure
    - e. Sennheiser
    - f. Danley
  2. Refer to Part 1, Quality Assurance for recommended and approved dealers for this portion of this spec.
  3. Basis-of-Design Product: The design for each product is based on the product named. Subject to compliance with requirements, see Part 1, Quality Assurance for how to seek compliance.
  4. Permission to bid does not imply acceptance of the manufacturer.

# Request for Proposal

## Auditorium Renovation Project

### Exhibit C

- B. Audio Digital Signal Processor
  - 1. Basis of Design:
    - a. QSC Core 110fV2 (include scripting license, UCI license, and 16x16 Dante license)
  - 2. General
    - a. Eight (8) mic/line inputs
    - b. Eight (8) mic/line outputs
    - c. Eight (8) flex I/O (can be configured as inputs or outputs)
    - d. Audio routing via LAN (AES67/Dante and proprietary network protocol)
    - e. RS-232 or LAN control
  - 3. Interface
    - a. Open Architecture
- C. DSP Network Expansion
  - 1. Basis of Design:
    - a. QSC QIO-GP8x8, or equal (not required if Audio DSP furnished has the necessary DSP on board)
  - 2. General
    - a. Audio DSP Network Expansion
    - b. GPIO input 8x8
    - c. Powered via PoE or local power supply
  - 3. Interface
    - a. Open Architecture
- D. 10" Touch Screen
  - 1. Basis of Design: QSC TSC-70-G3, Powered via PoE/PoE+
    - a. Coordinate color with owner / architect approval
- E. Media Player
  - 1. Basis of Design: Denon DN-500CB
    - a. Media player that plays multiple media types
    - b. CD Player
    - c. Bluetooth Interface
    - d. Aux Input, 3.5mm stereo input jack
    - e. USB-A input for media on USB stick
- F. Wireless Microphone Systems
  - 1. Basis of Design: Shure QLXD4
    - a. Wireless Receiver
    - b. Single channel diversity wireless receiver
    - c. Digital wireless reception system
    - d. Remotable 1/2-wave antennas
    - e. XLR output
    - f. UHF
    - g. IP control, configuration (no network audio output)
    - h. 1/2-RU
    - i. Audio meter, RF meter, and battery fuel gauge
    - j. Allows for use with rechargeable batteries
    - k. Switchable between 1mW and 10mW RF output power
- G. Wireless Battery
  - 1. Basis of Design : Shure SB900A
    - a. Lithium-Ion Rechargeable Battery

# Request for Proposal

## Auditorium Renovation Project

### Exhibit C

- b. Include one battery pack for each transmitter
- H. Charging Station
  - 1. Basis of Design: Shure SBC200-US
    - a. Dual Docking Charger with PSU
- I. Mixing Console
  - 1. Basis of Design: Allen & Heath SQ-7, include lamp accessory
    - a. 32-input entry level digital mixing console
    - b. 32 physical inputs and 10 physical mix outputs
    - c. Expansion via digital stage box
    - d. Network connection with ability to remotely mix from an iPad app
- J. Digital Stage Box
  - 1. Basis of Design: Allen & Heath DT168
    - a. Compatible with Mixing Console
    - b. 16 physical inputs and 8 physical mix outputs
- K. Audio Amplifiers
  - 1. Basis of Design: Crown XTi6002
    - a. 2-Channel Audio Power Amplifier
    - b. 200W per channel into an 8Ω / 4Ω / 70V / 100V load
    - c. Capable of a single constant voltage output when the outputs are bridged together
    - d. Rack mountable
- L. Loudspeakers
  - 1. Main Loudspeaker
    - a. Basis of Design: Danley SH60 with associated flyware, or equal
      - 1) Full range horn loaded loudspeaker
      - 2) Dual 12" low frequency drivers
      - 3) Six 4" midrange drivers
      - 4) Single 1" high frequency drivers
      - 5) 48Hz – 18kHz (+/- 3dB)
      - 6) 60-degree x 60-degree coverage pattern
      - 7) 1000W continuous, 4000W peak
      - 8) Nominal impedance of 4-Ohms
      - 9) Coordinate color with owner respective parties
  - 2. Subwoofer
    - a. Basis of Design: QSC WL212-SW-BK with associated flyware, or equal
      - 1) Dual 12" woofer
      - 2) 1100W Continuous power handling, 2000W peak
      - 3) 32 Hz – 107 Hz
      - 4) Nominal impedance of 4-Ohms
  - 3. Delay Loudspeaker
    - a. Basis of Design: Danley SM96 with associated flyware, or equal
      - 1) Full range horn loaded loudspeaker
      - 2) Dual 8" low frequency drivers
      - 3) Single 5" mid-high drivers
      - 4) 55Hz – 24kHz (+/- 3dB)
      - 5) 90-degree x 60-degree coverage pattern
      - 6) 800W continuous, 1600W peak
      - 7) Nominal impedance of 4-Ohms

# Request for Proposal

## Auditorium Renovation Project

### Exhibit C

- 8) Coordinate color with owner respective parties
4. FF Loudspeaker
  - a. Basis of Design: Danley Cube, or equal
    - 1) Full range loudspeaker (front fill)
    - 2) Single 6" drivers
    - 3) 95Hz – 23kHz (+/- 6dB)
    - 4) 100-degree conical coverage pattern
    - 5) 200W continuous, 800W peak
    - 6) Nominal impedance of 8-Ohms
    - 7) Coordinate color with owner respective parties
5. MON Loudspeaker
  - a. Basis of Design: QSC K10.2 (furnish QUANTITY (4) each with 25' mic cable and 25' black AC power extension cord)a.
    - 1) Full range powered loudspeaker
    - 2) 10" LF Driver
    - 3) 1.4" HF Driver
    - 4) 56Hz – 20kHz (+/- 6dB)
    - 5) 90-degree x 90-degree coverage pattern
    - 6) May be deployed in floor monitor position
6. Projector 12K
  - a. Basis of Design: Panasonic PT-RZ120
    - 1) Laser diode light source
    - 2) 1920x1200 native resolution, capable of 1920x1080
    - 3) 12,000 Lumens
    - 4) HDMI input
    - 5) RS-232 Control
7. Interchangeable lenses
  - a. Basis of Design: Panasonic ET-DLE085
    - 1) 4. Projector 12K Lens
    - 2) a. Zoom Lens for Projector 12K
    - 3) b. 0.782-0.977:1 throw ratio
    - 4) c. Compatible with projector furnished
    - 5) d. Verify throw distance based on field conditions prior to ordering
8. Video Mounts
  - a. Basis of Design: Chief VCMU, or equal
    - 1) Heavy duty universal projector mount
    - 2) 5-degrees roll, 20-degrees pitch, 360-degrees yaw
    - 3) Weight capacity of 250 lbs.
    - 4) Coordinate color with projector
9. Motorized Front Projection Screen
  - a. Basis of Design: Da-Lite Cosmopolitan, or equal
    - 1) Screen case has mounting brackets for wall or ceiling mounting
    - 2) 16:9 Aspect Ratio
    - 3) 159" Diagonal (78"x139")
    - 4) Standard Black Drop
    - 5) Matte White screen surface
    - 6) Integrated Low Voltage Control
- 10.

#### PART 3 EXECUTION

##### 3.1 Installation

- A. It shall be the responsibility of the Contractor to receive and store the necessary

# Request for Proposal

## Auditorium Renovation Project

### Exhibit C

materials and equipment for installation of the dimmer system. It is the intent of these specifications and plans to include everything required for proper and complete installation and operation of the dimming system, even though every item may not be specifically mentioned. The contractor shall deliver on a timely basis to other trades any equipment that must be installed during construction.

- B. The contractor shall be responsible for field measurements and coordinating physical size of all equipment with the architectural requirements of the spaces into which they are to be installed.
- C. The contractor shall install all audio-video control and dimming equipment in accordance with manufacturer's approved shop drawings.
- D. All branch load circuits shall be live tested before connecting the loads to the dimmer system load terminals.

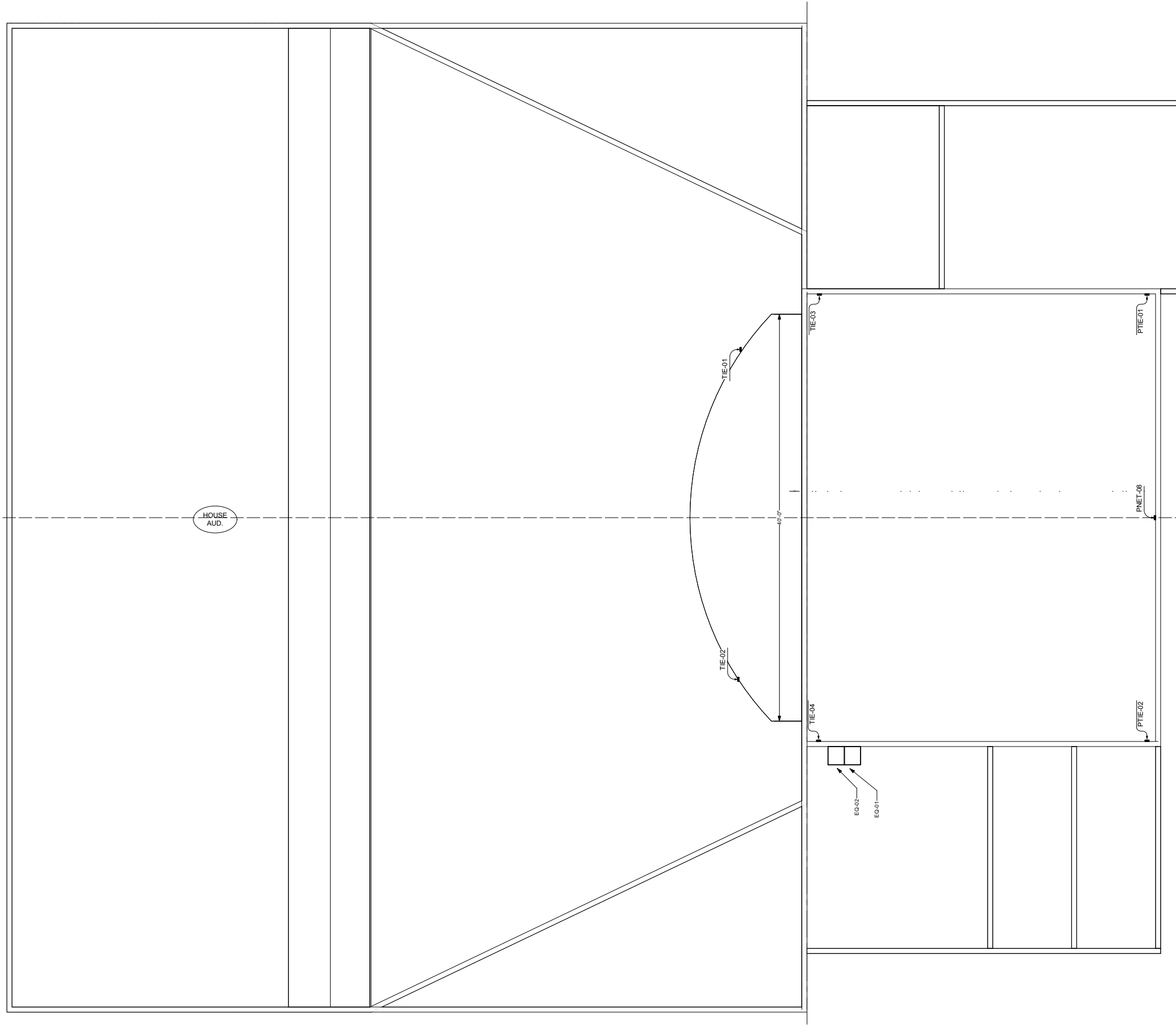
#### 3.02 Contractor Services

- A. Upon completion of the installation, including testing of load circuits, the contractor shall notify the dimming system manufacturer that the system is available for formal checkout.
- B. Notification shall be provided in writing, two weeks prior to the time factory-trained personnel are needed on the job site.
- C. No power is to be applied to the dimming system unless specifically authorized by written instructions from the manufacturer.
- D. The purchaser shall be liable for any return visits by the factory engineer because of incomplete or incorrect wiring.
- E. Upon completion of the formal check-out, the factory engineer shall demonstrate operation and maintenance of the system to the owner's representatives. Training shall not exceed four working hours. Additional training shall be available upon request.

#### 3.03 WARRANTY

- A. Contractor shall warrant products under normal use and service to be free from defects in materials and workmanship for a period of two years from date of delivery.
- B. Warranty shall cover repair or replacement of such parts determined defective upon inspection.
- C. Warranty does not cover any product or part of a product subject to accident, negligence, alteration, abuse or misuse. Warranty does not cover any accessories or parts not supplied by the manufacturer.
- D. Warranty shall not cover any labor expended or materials used to repair any equipment without manufacturer's prior written authorization.

END OF SECTION



Scale: 3/32" = 1'-0"

1

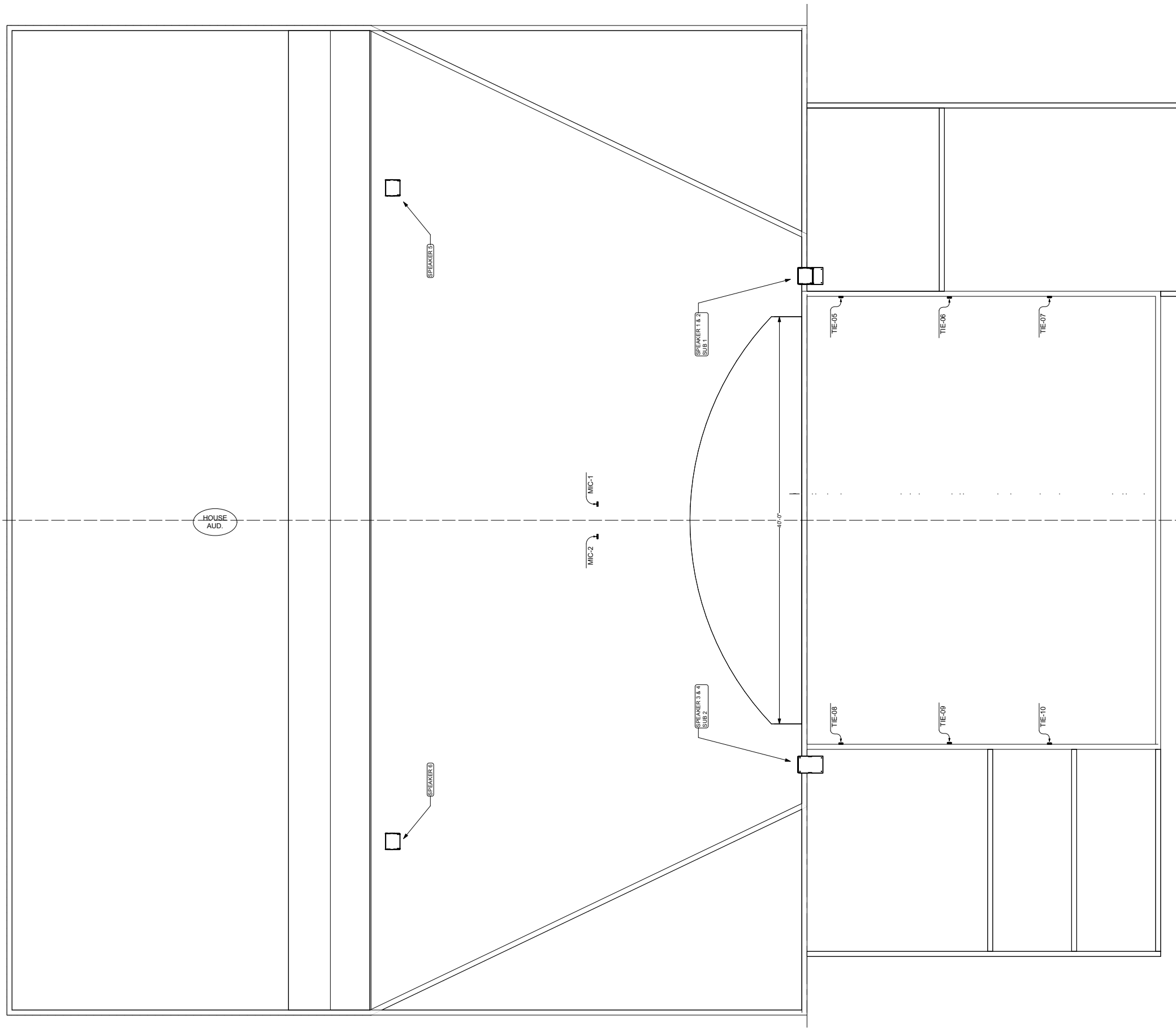
**SPARTA AREA SCHOOL DISTRICT**  
 900 E. MONTGOMERY STREET  
 SPARTA, WI 54656

**Sparta School District**  
**Sparta High School Auditorium Project**  
 506 N Black River St, Sparta, WI 54656

PROJECT NO:  
 LAST UPDATED:  
 Date: 7/6/23  
 DRAWN BY:  
 CHECKED BY:

SHEET TITLE:  
**AUDIO LOWER VIEW**

SHEET NUMBER:  
**AV101**



Scale: 3/32" = 1'-0"

1

PROJECT NO:	
LAST UPDATED:	
Date:	7/6/23
DRAWN BY:	
CHECKED BY:	

SHEET TITLE:

AUDIO  
UPPER VIEW

SHEET NUMBER:

AV102

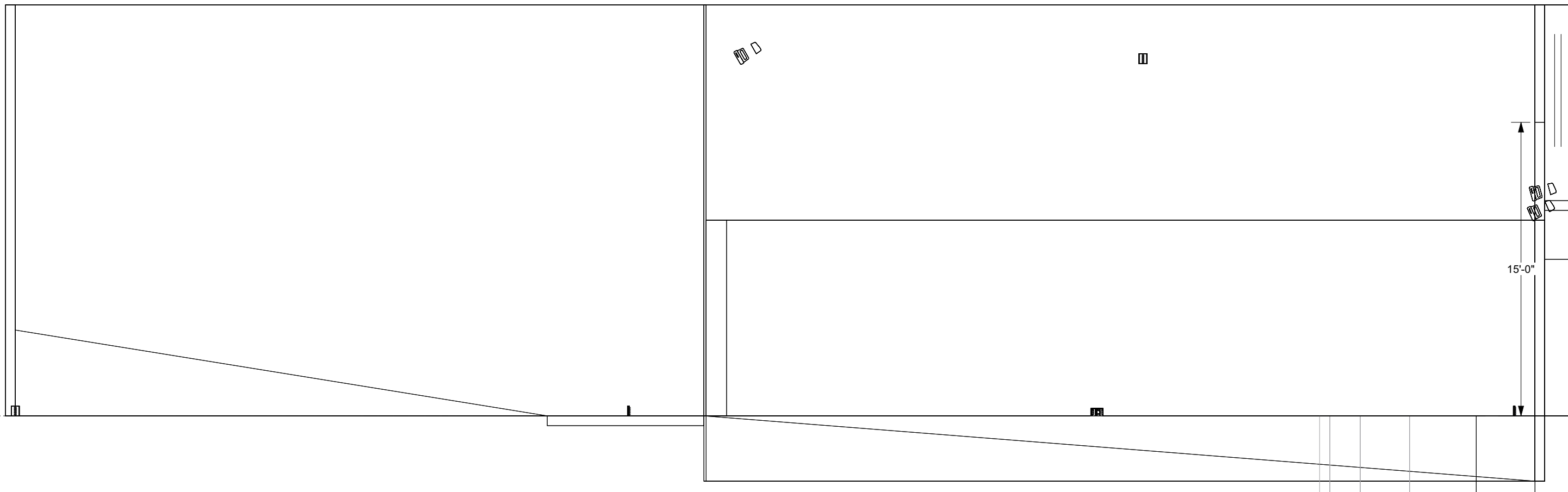
1

2

3

A

A



15'-0"

Scale: 3/16" = 1'-0"

1

B

B

Sparta School District

**Sparta High School Auditorium Project**

506 N Black River St, Sparta, WI 54656



**SPARTA AREA SCHOOL DISTRICT**  
900 E. MONTGOMERY STREET  
SPARTA, WI 54656

PROJECT NO:

LAST UPDATED:

Date: 7/6/23

DRAWN BY:

CHECKED BY:

SHEET TITLE:

AUDIO  
SECTION  
VIEW

SHEET NUMBER:

AV103

1

2

3



### AUDIO CONTROL SCHEDULE

DEVICE NAME	LOCATION	MOUNTING	CONNECTOR	NOTES
HDMI-01	FOH REAR	FLUSH, OUTLET HT.	HDMI	
HDMI-02	HL APRON	FLUSH, OUTLET HT.	HDMI	
HDMI-03	DOWN STAGE LEFT	SURFACE, OUTLET HT.	HDMI	
PCRS-01	BOOTH UPPER	SURFACE, OUTLET HT.	NETWORK (3)	
PCRS-02	BOOTH LOWER - LX	FLUSH, OUTLET HT.	NETWORK (3)	
PCRS-03	BOOTH LOWER - AUDIO	FLUSH, OUTLET HT.	NETWORK (3)	
PCRS-04	HOUSE CENTER	FLUSH, OUTLET HT.	NETWORK (3)	
PCRS-05	USR	SURFACE, OUTLET HT.	NETWORK (3)	
PCRS-06	USL	SURFACE, OUTLET HT.	NETWORK (3)	
PNET-01	FOH HL NEAR	FLUSH, OUTLET HT.	NETWORK (2)	
PNET-02	FOH HR NEAR	FLUSH, OUTLET HT.	NETWORK (2)	
PNET-03	HL APRON	FLUSH, OUTLET HT.	NETWORK (2)	
PNET-04	HR APRON	FLUSH, OUTLET HT.	NETWORK (2)	
PNET-05	DOWN STAGE LEFT	SURFACE, OUTLET HT.	NETWORK (2)	
PNET-06	MID DOWN STAGE LEFT	SURFACE, OUTLET HT.	NETWORK (2)	
PNET-07	MID UP STAGE LEFT	SURFACE, OUTLET HT.	NETWORK (2)	
PNET-08	UP STAGE CENTER	SURFACE, OUTLET HT.	NETWORK (2)	
PTIE-01	UP STAGE RIGHT	SURFACE, OUTLET HT.	XLR IN (2)	
PTIE-02	UP STAGE LEFT	SURFACE, OUTLET HT.	XLR IN (2)	
TIE-01	HL APRON	FLUSH, OUTLET HT.	XLR OUT (2)	
TIE-02	HR APRON	FLUSH, OUTLET HT.	XLR OUT (2)	
TIE-03	DOWN STAGE RIGHT	SURFACE, OUTLET HT.	XLR OUT (2)	
TIE-04	DOWN STAGE LEFT	SURFACE, OUTLET HT.	XLR OUT (2)	
TIE-05	DOWN STAGE RIGHT	SURFACE, OUTLET HT.	XLR OUT (2)	
TIE-06	MID DOWN STAGE RIGHT	SURFACE, OUTLET HT.	XLR OUT (2)	
TIE-07	MID UP STAGE RIGHT	SURFACE, OUTLET HT.	XLR OUT (2)	
TIE-08	DOWN STAGE LEFT	SURFACE, OUTLET HT.	XLR OUT (2)	
TIE-09	MID DOWN STAGE LEFT	SURFACE, OUTLET HT.	XLR OUT (2)	
TIE-10	MID UP STAGE LEFT	SURFACE, OUTLET HT.	XLR OUT (2)	

### PORTABLE EQUIPMENT SCHEDULE - Audio

ITEM	QTY
Crown XTi6002 2-Channel, 2100W at 4 Ohm Power Amplifier	4
Shure QLXD14/83 Digital Wireless System with WL183 Lavalier Mic	16
QSC WL212-sw-BK 2x12" Compact Line Array Subwoofer, Black	2
QSC WL3082 2x8" Compact Line Array, Black	6
Shure QLXD24/B58 Single-Channel Wireless System with Beta 58A Handheld Transmitter	4
D3-LK Middle Atlantic D3LK 3RU Rack Drawer with Lock	3
FI-3 Middle Atlantic FI-3 Customizable Foam Insert for 3-Space Drawer	3
APMM9C3LLA Apple 10.9" iPad Air with M1 Chip (5th Gen, 64GB, Wi-Fi Only, Space Gray)	1
OTDC4GIPAB OtterBox Defender Series Case for iPad Air 4th & 5th Gen (Black)	1
Shure MX202B/C Overhead Cardioid Microphone, Black	6
Shure UA864 Wall-Mounted Wideband Antenna	5
PL-PLUS-DMC Furman PL-PLUS DMC 15A Power Conditioner with Digital Voltmeter	6
Allen & Heath SQ-7 Digital Mixer 48-Channel Digital Mixer with 33 Faders	1
Allen & Heath DT168 16x8 Dante Audio Expander	2
AH10885 Allen & Heath AH10885 164' CAT6 Cable Drum with Locking Connectors (11-20 BD)	1
NC3FRX-B Neutrik NC3FRX-B 3-pin RX Series Right Angle XLR Connector, Black	25
NC3MRX-B Neutrik NC3MRX-B 3-pin Right Angle XLRM Connector, Black	25
NC3FXX-B Neutrik NC3FXX-B 3-pin XLRF Connector, Black	25
NC3MXX-B Neutrik NC3MXX-B 3-pin XLRM Connector, Black	25

### PORTABLE EQUIPMENT SCHEDULE - Clear-Com

MS-702 Encore Main Station: 2Ch, Power supply 1 .2 Amp, 1RU	1
CC-300-X4 Headset: Single Ear, Medium weight, XLR (F) 4pin	9
RS-701 Encore Beltpack: 1Ch	8
CZ-BS410 DX410 System - BS410 Base Station: 2Ch, 2.4GHz	1
CZ11450 CC-15-MD4 headset	4
CZ11454 HS4-3 earpiece and lapel mic	2
BP410 DX410 System - BP410 Beltpack: 2Ch, 2.4GHz	4
CZ-BAT50 DX System - BAT50 Rechargeable Battery	8
CZ-AC50-US DX System - AC50 Battery Charger: US	1
DMX-3P-10 3 Pin XLR 10'	8
DMX-3P-3 3 Pin XLR 3'	2
SC450RM1U American Power Conversion (8-10 businesss days)	1
2-6M 6SP slanted studio rack	1
LT-GN-PNL 1RU Rackmount pannel with 2 gooseneck LED lights	1


**SPARTA AREA SCHOOL DISTRICT**  
 900 E. MONTGOMERY STREET  
 SPARTA, WI 54656

Sparta School District  
**Sparta High School Auditorium Project**  
 506 N Black River St, Sparta, WI 54656

PROJECT NO:  
 LAST UPDATED:  
*Date: 7/6/23*  
 DRAWN BY: D.P.  
 CHECKED BY: S.P.

SHEET TITLE:  
**AUDIO SCHEDULES**  
 SHEET NUMBER:

**AV104**

1

2

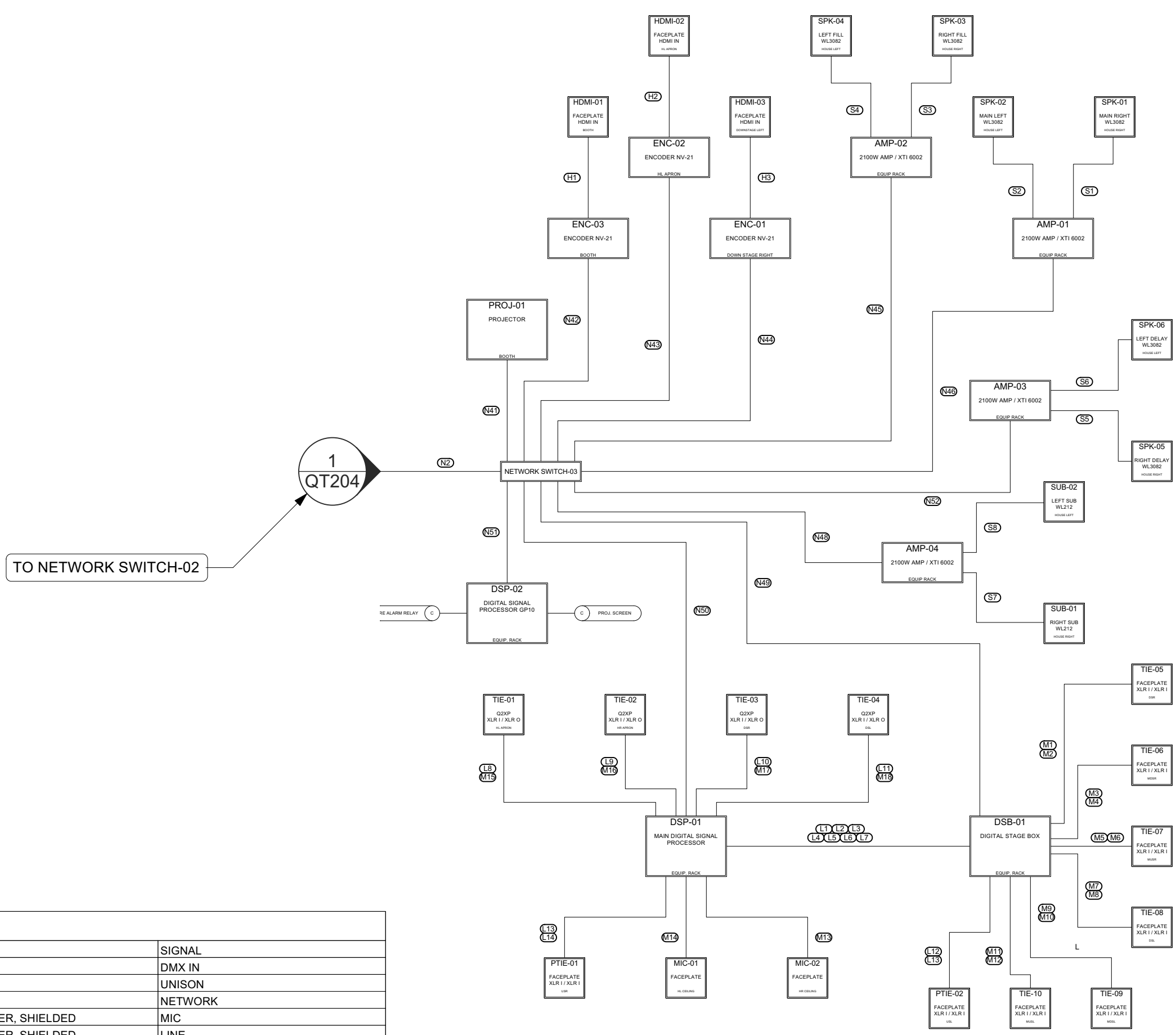
3

A

A

B

B



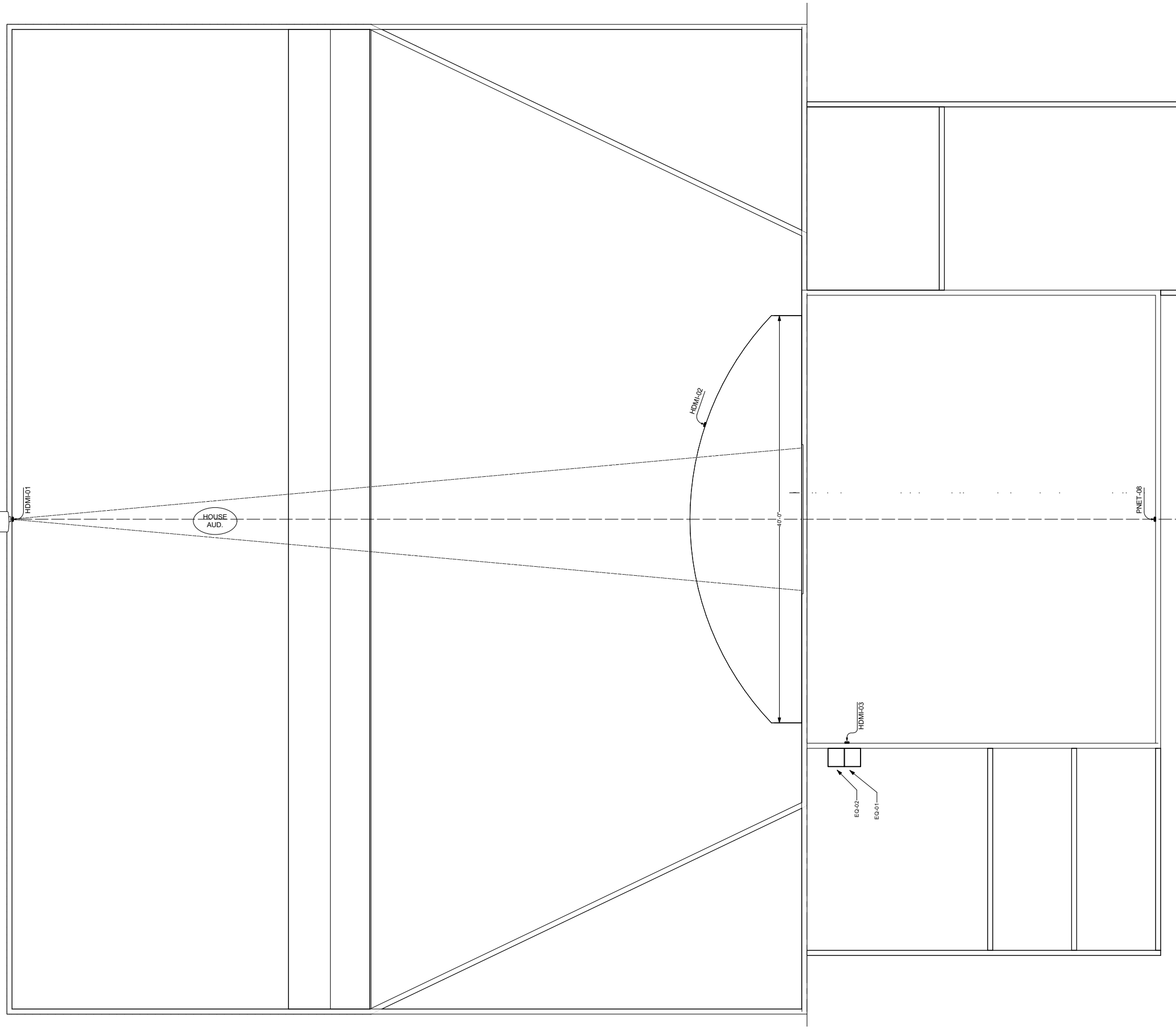
### CONTROL WIRE LEGEND

SYMBOL	WIRE TYPES	SIGNAL
D*	(1) BELDEN #1583A	DMX IN
U*	(1) BELDEN #8471 + (1) #14AWG	UNISON
N*	(1) BELDEN #1583A	NETWORK
M*	#22 AWG TWISTED PAIR TINNED COPPER, SHIELDED	MIC
L*	#22 AWG TWISTED PAIR TINNED COPPER, SHIELDED	LINE
S*	#12 AWG 2 CONDUCTOR BARE COPPER NON-SHIELDED, JACKET	SPEAKER
C*	#22 AWG TWISTED PAIR TINNED COPPER, SHIELDED	CONTROL
H*	HIGH SPEED HDMI CABLE	HMDI

1

2

3



Scale: 3/32" = 1'-0"

1

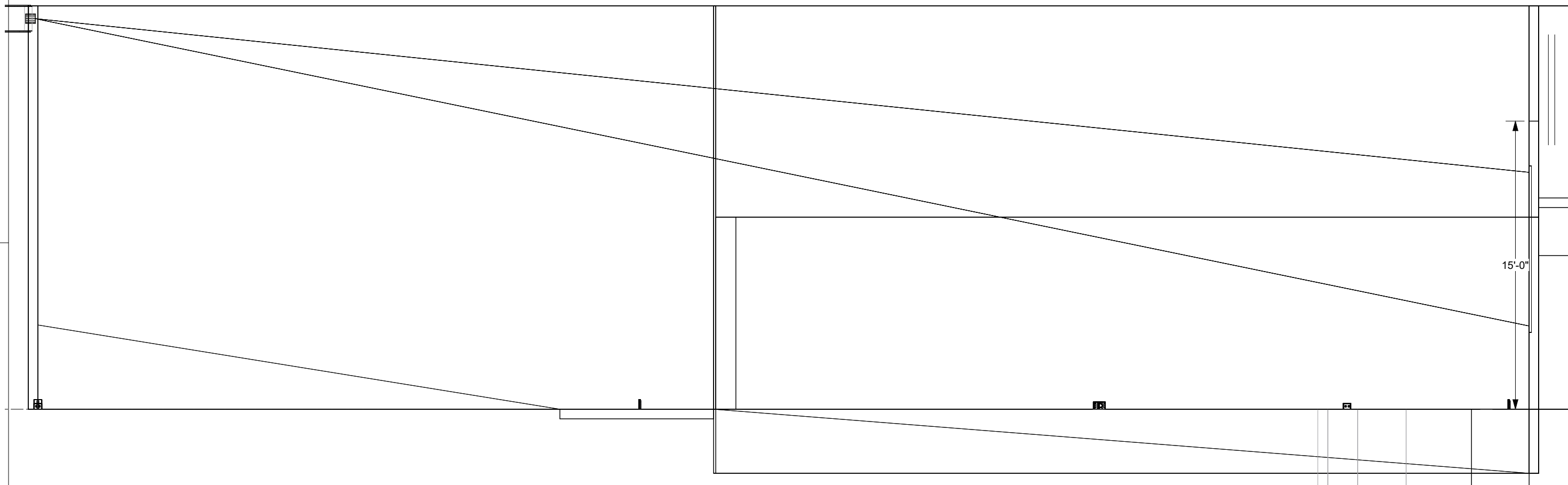
1

2

3

A

A



15'-0"

Scale: 3/16" = 1'-0"

1

B

B

1

2

3

 **SPARTA AREA SCHOOL DISTRICT**  
 900 E. MONTGOMERY STREET  
 SPARTA, WI 54656

Sparta School District  
**Sparta High School Auditorium Project**  
 506 N Black River St, Sparta, WI 54656

PROJECT NO:

LAST UPDATED:

Date: 7/6/23

DRAWN BY:

CHECKED BY:

SHEET TITLE:

VIDEO SECTION VIEW

SHEET NUMBER:

AV203